



Commercial Real Estate Auctions

eXp Commercial offers access to a streamlined auction process designed to deliver qualified buyers, speed, and liquidity to commercial real estate sales.

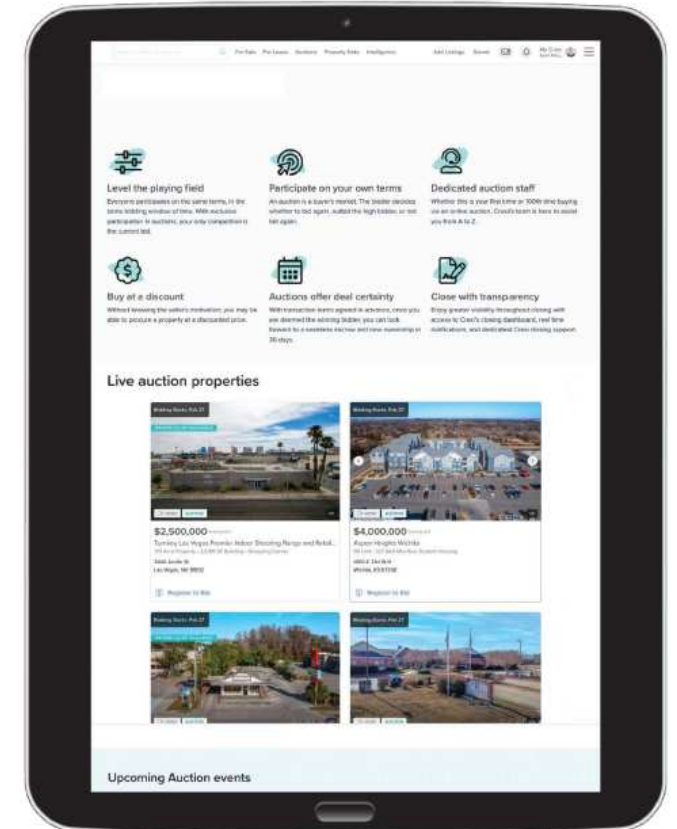
Proprietary marketing techniques ensure a swift transition from listing to closing, with an average timeframe of just 75 days.

\$350B+
OFFERS SUBMITTED

400M+
PROPERTY VIEWS

37M+
USERS

500K+
ACTIVE LISTINGS



Randolph
Taylor MBA, CCIM

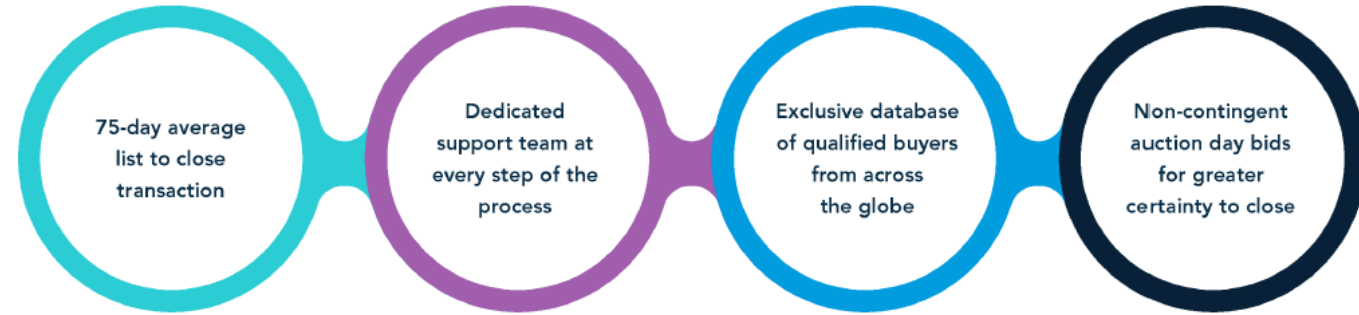
630 474 6441
rtaylor@creconsult.net
expcommercial.com

IL #475.142701

Auction Overview

Auction marketing effectively matches qualified buyers to your property, going from list to close in an average of only 75 days.

There are no additional seller fees to our listing agreement. The platform is 100% compensated by the buyer at the close of the escrow.



Randolph
Taylor MBA, CCIM

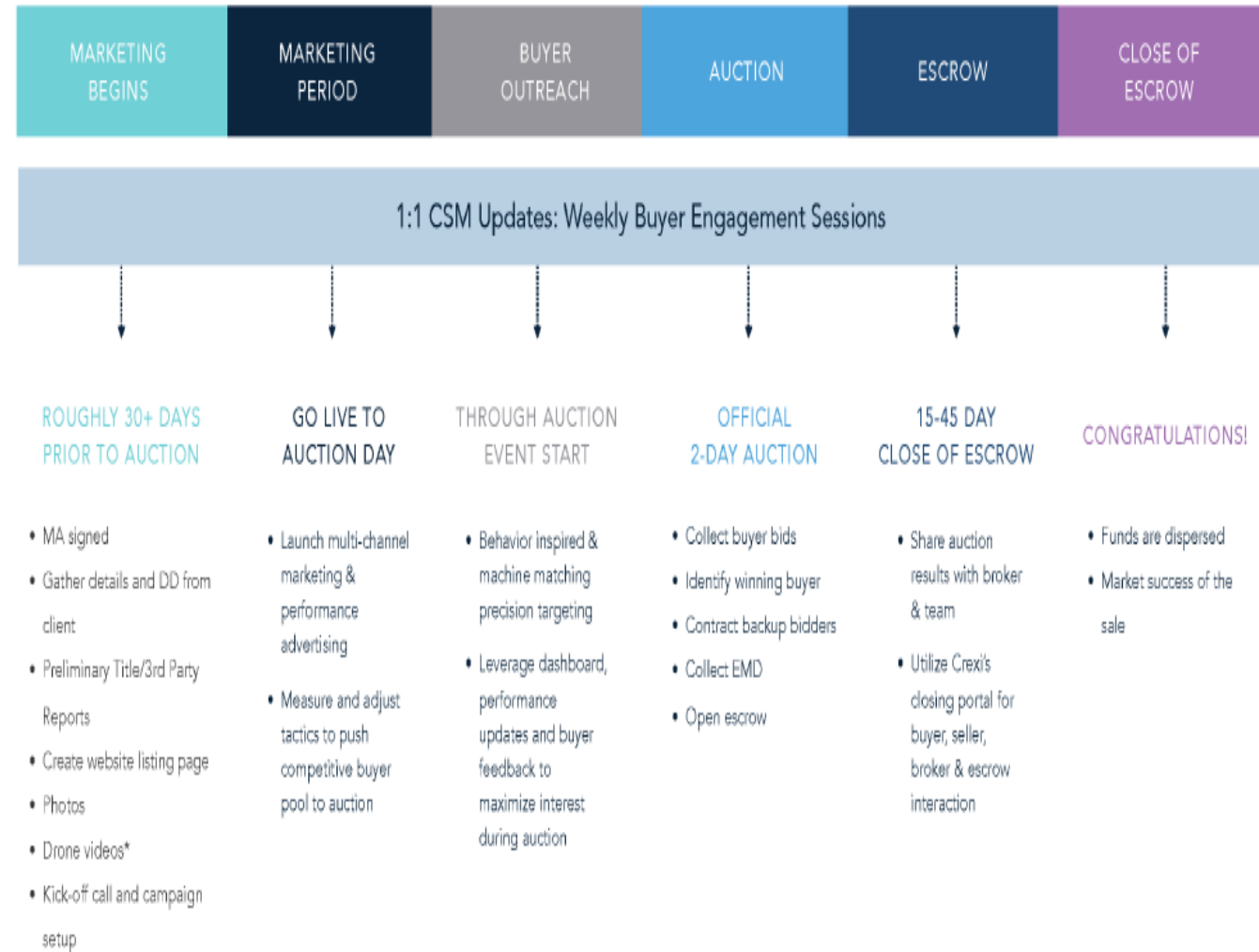
630 474 6441
rtaylor@creconsult.net
expcommercial.com

IL #475.142701



Auction Timeline

List to Close in 75 days on average



Randolph Taylor MBA, CCIM

630 474 6441
rtaylor@creconsult.net
expcommercial.com

IL #475.142701

Qualified Leads

- On-Site Visibility Boosts
- CRE Paid and Organic Media
- Single Property Emails
- Nationwide Email Campaigns
- National Auction Event Emails
- On-Platform Property Display Ads
- Targeted Display Ads



Single
Property
Emails



Nationwide
Email
Campaigns



National
Auction
Event Email



On Platform
Property Display
Ads



Targeted
Display
Ads*



CRE Paid and
Organic
Media*

Randolph
Taylor MBA, CCIM

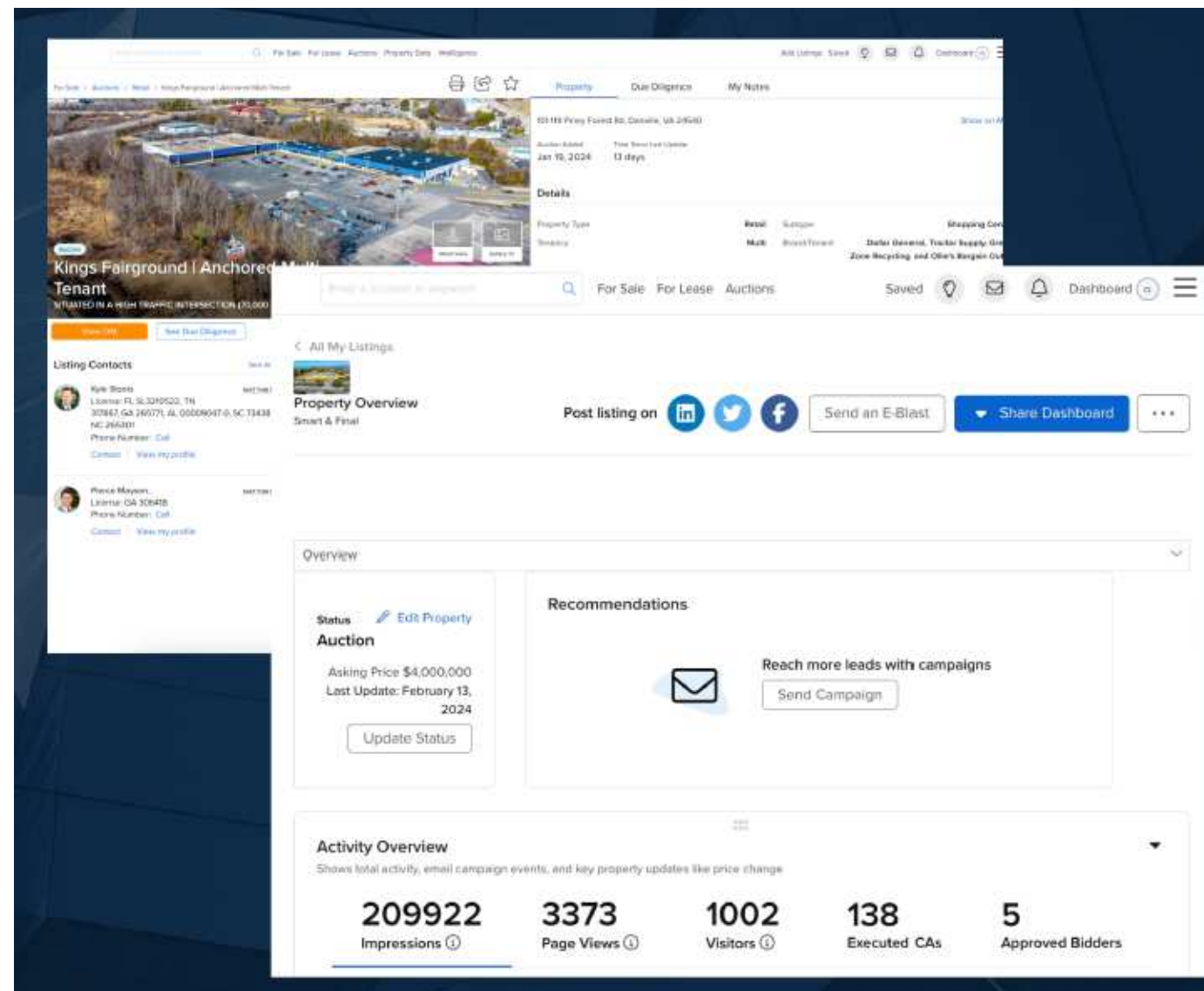
630 474 6441
rtaylor@creconsult.net
expcommercial.com

IL #475.142701



Auction Benefits

- Targeted marketing
- Secure due diligence vault
- Lead generation and real-time bidding
- Pre-qualified buyers & non-contingent offers
- Secure, shared due diligence vault
- Full transaction visibility
- Organized checklists
- Clear timelines and performance reporting

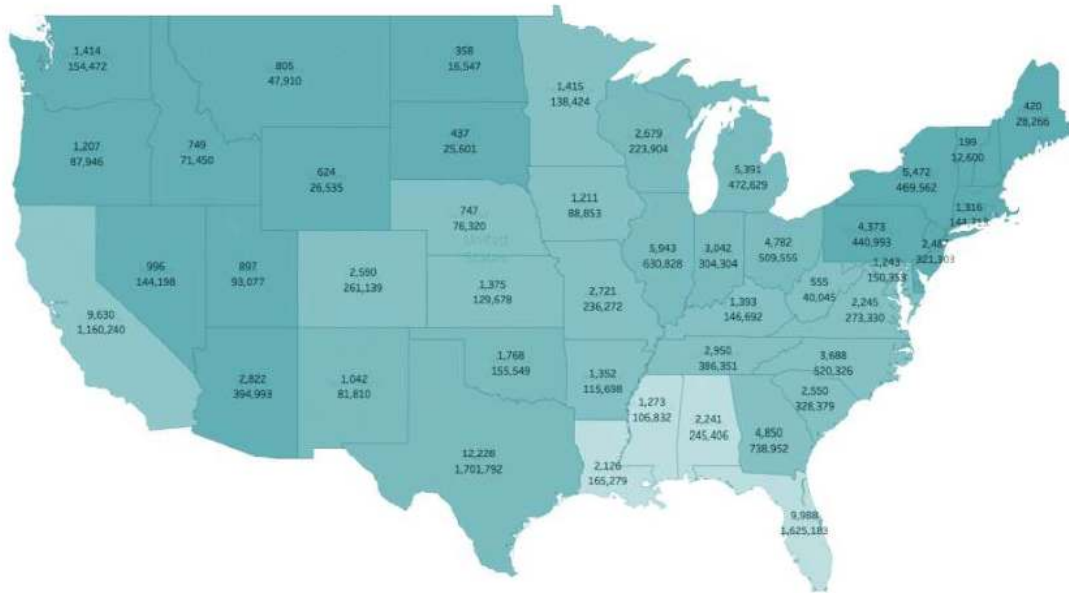


Randolph
Taylor MBA, CCIM

630 474 6441
rtaylor@creconsult.net
expcommercial.com

IL #475.142701

Performance with Retail Disposition



* Top # is # of Listings, Bottom # is # of Unique Visitors (as of January 2024)

Retail Properties

- \$526B+ TOTAL PROPERTY VALUE
- 77M+ TOTAL PROPERTY VIEWS
- 21M+ TOTAL LEADS GENERATED
- 19% YoY INCREASE IN BUY ACTIONS

\$526B+

TOTAL PROPERTY VALUE

77M+

TOTAL PROPERTY VIEWS

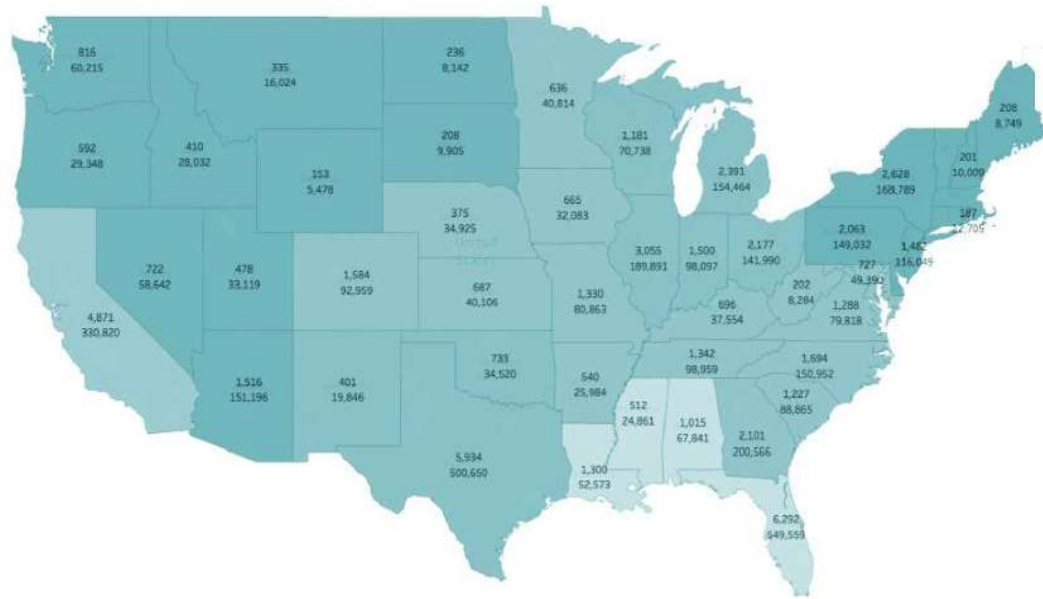
21M+

TOTAL LEADS GENERATED

↑ 19% YoY

INCREASE IN BUY ACTIONS

Performance with Office Disposition



Office Properties

- \$190B+ TOTAL PROPERTY VALUE
- 20M+ TOTAL PROPERTY VIEWS
- 4.9M+ TOTAL LEADS GENERATED
- 8% YoY INCREASE IN BUY ACTIONS

* Top # is # of Listings, Bottom # is # of Unique Visitors (as of January 2024)

\$190B+

TOTAL PROPERTY VALUE

20M+

TOTAL PROPERTY VIEWS

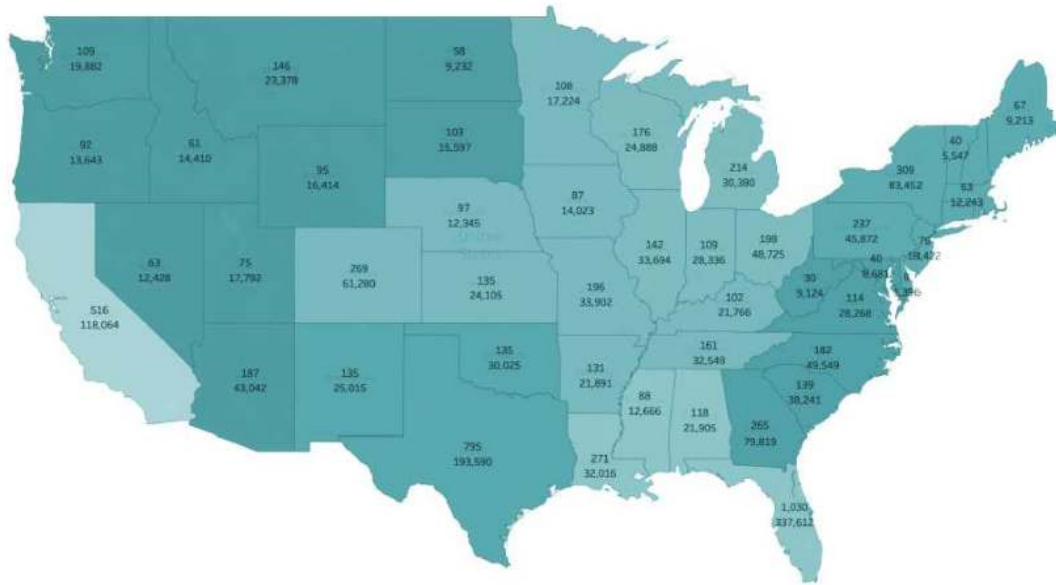
4.9M+

TOTAL LEADS GENERATED

↑ 8% YoY

INCREASE IN BUY ACTIONS

Performance with Industrial Disposition



Industrial Properties

- \$164B+ TOTAL PROPERTY VALUE
- 21M+ TOTAL PROPERTY VIEWS
- 5.2M+ TOTAL LEADS GENERATED
- 27% YoY INCREASE IN BUY ACTIONS

* Each State's Top #: # of listings in that state; Bottom #: # of unique visitors (as of January 2023)

\$164B+

TOTAL PROPERTY VALUE

21M+

TOTAL PROPERTY VIEWS

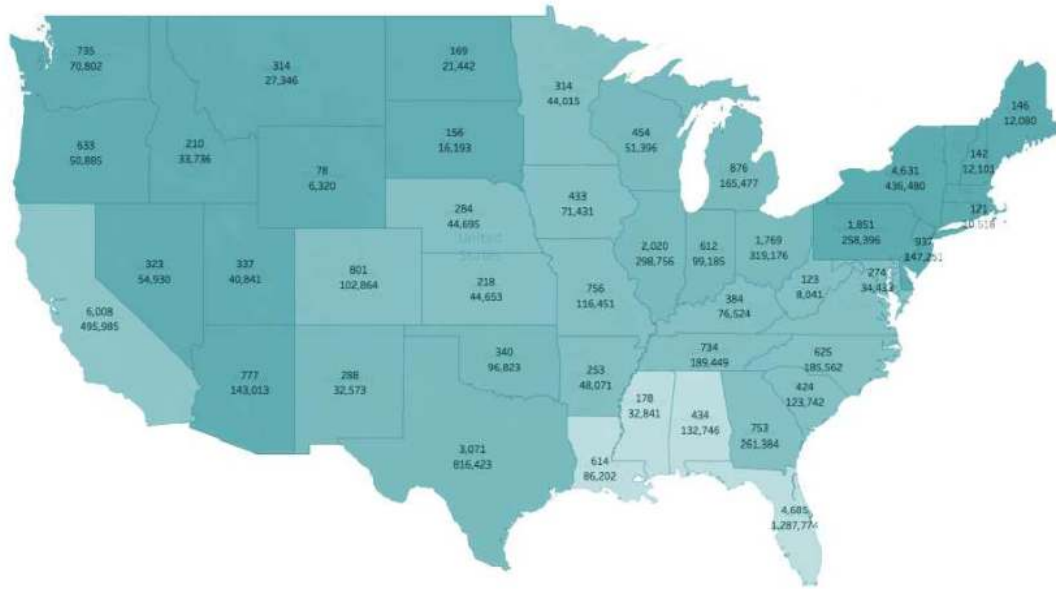
5.2M+

TOTAL LEADS GENERATED

27% YoY

INCREASE IN BUY ACTIONS

Performance with Multifamily Disposition



* Top # is # of Listings, Bottom # is # of Unique Visitors (as of January 2024)

\$184B+

TOTAL PROPERTY VALUE

40M+

TOTAL PROPERTY VIEWS

10.7M+

TOTAL LEADS GENERATED

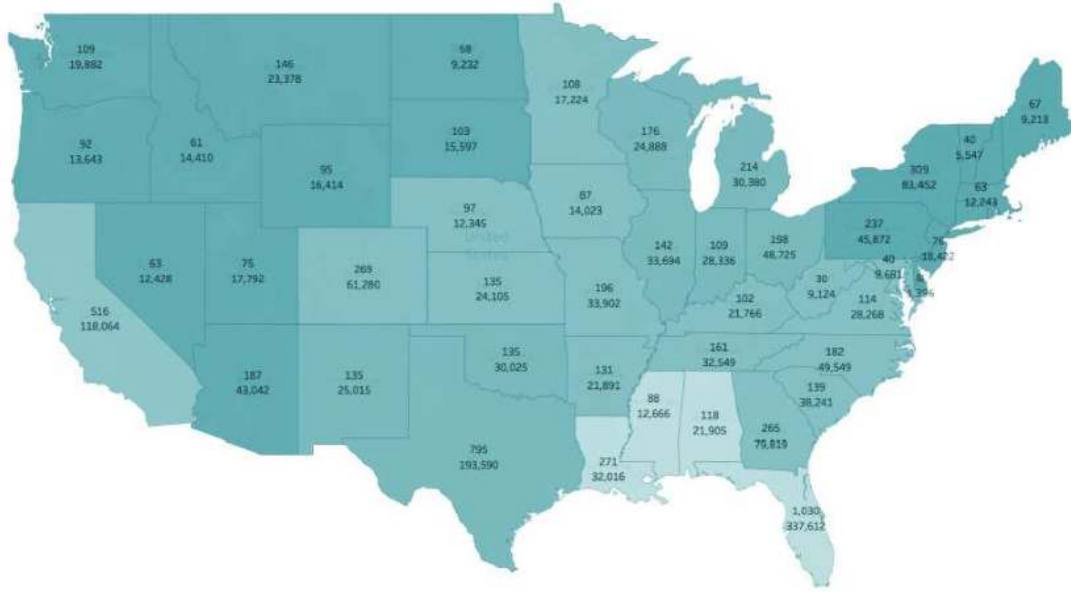
↑25% YoY

INCREASE IN BUY ACTIONS

Multifamily Properties

- \$184B+ TOTAL PROPERTY VALUE
- 40M+ TOTAL PROPERTY VIEWS
- 10.7M+ TOTAL LEADS GENERATED
- 25% YoY INCREASE IN BUY ACTIONS

Performance with Hospitality Disposition



Hospitality Properties

- \$53B+ TOTAL PROPERTY VALUE
- 11M+ TOTAL PROPERTY VIEWS
- 2.3M+ TOTAL LEADS GENERATED
- 48% YoY INCREASE IN BUY ACTIONS

* Top # is # of Listings, Bottom # is # of Unique Visitors (as of January 2024)

\$53B+

TOTAL PROPERTY VALUE

11M+

TOTAL PROPERTY VIEWS

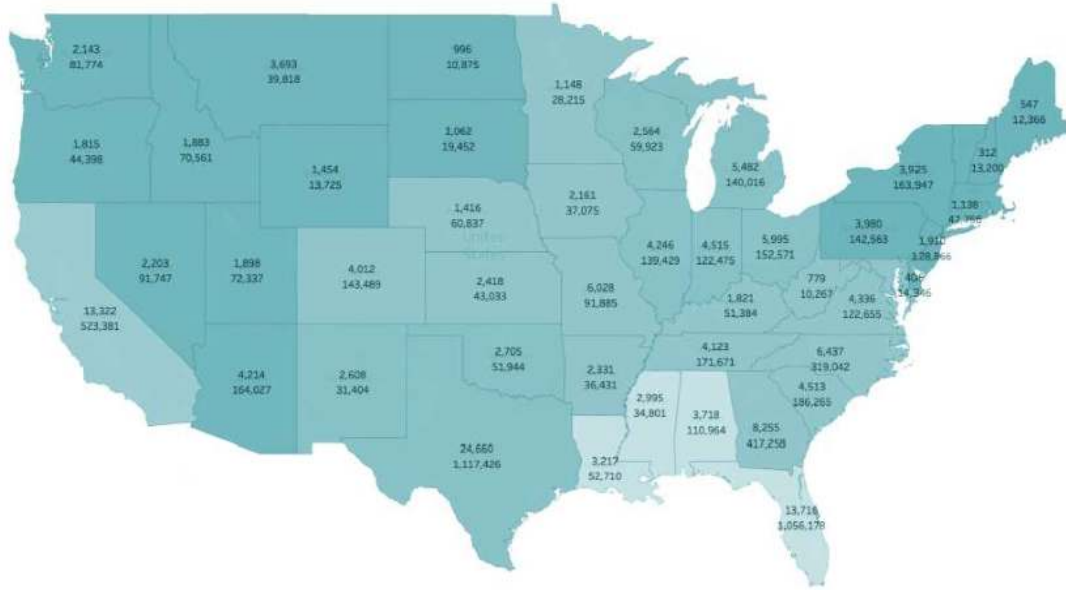
2.3M+

TOTAL LEADS GENERATED

↑48% YoY

INCREASE IN BUY ACTIONS

Performance with Land Disposition



Land

- \$370B+ TOTAL PROPERTY VALUE
- 36M+ TOTAL PROPERTY VIEWS
- 8.5M+ TOTAL LEADS GENERATED
- 24% YoY INCREASE IN BUY ACTIONS

* Top # is #of Listings, Bottom # is # of Unique Visitors (as of January 2024)

\$370B+

TOTAL PROPERTY VALUE

36M+

TOTAL PROPERTY VIEWS

8.5M+

TOTAL LEADS GENERATED

↑ 24% YoY

INCREASE IN BUY ACTIONS

About eXp Commercial



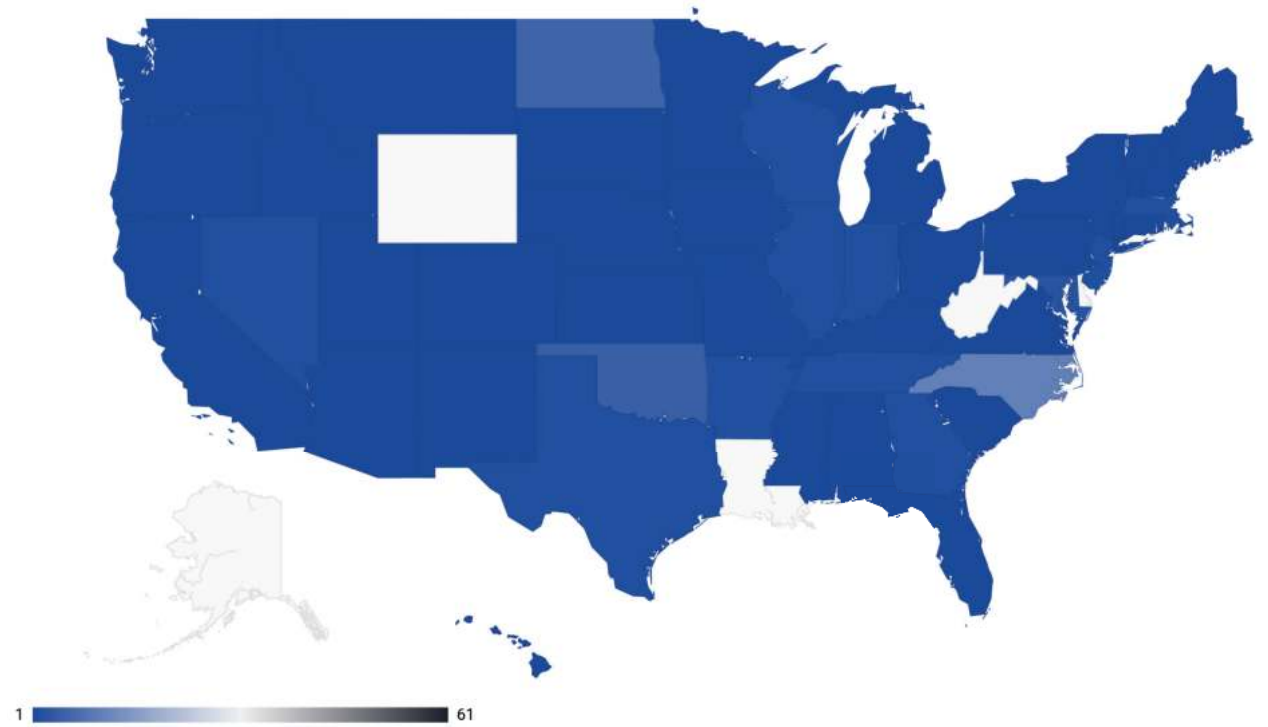
Our commercial real estate advisors combine decades of experience with innovative technology to help purchase, lease, develop, invest and manage all types of real estate assets to meet their clients' unique needs across U.S. markets.

As a subsidiary of eXp World Holdings, we have nearly 90,000 colleagues closing real estate deals in more than 24 countries across the globe, all powered by a multi-billion dollar publicly traded holding company.

Being independently owned provides our clients the best of both worlds: the attention and support of local expertise powered by the resources of a global brand.

Market Leader

In 2023, eXp Commercial sold over \$1.2 billion in transactions, representing more than 2,000 units across the country. We closed deals in major U.S. cities and the small towns that connect them, proving our comprehensive knowledge of any market.



- 700+ commercial advisors in the U.S.
- Closed Commercial Volume: \$1.2B
- Number of Transactions: 2,000+

eXp's Global Presence

eXp Realty is a global brokerage that has been transforming the real estate industry for more than 10 years. Real estate professionals in more than 20 countries are brokered with eXp, providing investors with valuable global insights.



Your Broker



Randolph
Taylor MBA, CCIM

630 474 6441

rtaylor@creconsult.net

expcommercial.com

Randolph Taylor, MBA, CCIM, is a commercial real estate broker with eXp Commercial in Chicago. Randolph has over 26 years of commercial real estate experience, including corporate real estate,